



LOVE YOUR LAUNDRY



BE GENTLE

Don't use harsh chemicals on laundry equipment – your machines like all-purpose cleaners free of ammonia or vinegar.




WASHING MACHINES

- ✓ Maximise load size for energy efficiency 
- ✓ Do not over or underfill for best results
- ✓ Mixing large & small items = better wash results
- ✓ Run a maintenance wash (hi-temp, free of chemicals) once a month to clean the outer drum and waste pipes

CLEANING TIPS

- ✓ Leave the door open slightly after wash to prevent musty smells
- ✓ Clean dispenser drawer to stop mould and bacteria
- ✓ Clean outside of door glass to ensure seal works properly

DRYERS

- ✓ Clean lint screen regularly = better drying and energy saving 
- ✓ Don't overload = more creasing and poor results 
- ✓ Don't open the door during the cycle 
- ✓ Dry similar fabrics together
- ✓ Remove knits when slightly damp to avoid shrinkage

BE SAFE (FIRE HAZARDS!)

- ✓ Keep the area around the machine free of combustible materials & clean the lint screen regularly
- ✓ Don't leave laundry in the dryer at the end of the day
- ✓ Never leave a dryer unattended when in use

 – Energy saving

WASHING SYMBOLS MADE SIMPLE



DON'T BLEACH



HANDWASH



NORMAL WASH



REDUCED SPIN SPEED



MILD WASH, NORMAL SPIN



LOW HEAT



MEDIUM HEAT



HIGH HEAT



TUMBLE DRY



DON'T TUMBLE DRY

08000 546 546 | WASHCO.CO.UK

WASHCONNECT

Miele

Speed Queen

primus

WASHCO
LEADERS IN LAUNDRY